

# 2022 CATALOG



 **BELLA  
ESPRIT**  
*Fine Furniture*



BEDROOM      LIVING ROOM  
BUNK BED      MOTION      SECTIONAL

# 2022 CATALOG



## Bedroom

- BEDROOM SETS** ..... 3  
Denali, Delano, Adler, Angel, Pandora,  
Belisa, Carter, Bristol, Aurora, Louis Philippe
- BEDS** ..... 11  
Evangeline, Alba, Sonia

## Living Room

- SECTIONALS** ..... 13  
Union, Emerson, Reno, Nero, Derby
- RECLINERS** ..... 16  
Maxwell LED, Maxwell, Montclair
- ACCENTS** ..... 19  
Aaron Stool, Kaley Stool, Devon Stool,  
Barkley Stool



- BEDROOM SETS** ..... 21  
Carter, Bristol, Angel, Aurora, Louis Philippe
- BUNK BEDS** ..... 25  
Swift, Easton, Parker, Paloma, Arthur, Benny,  
Dana, Juno, Dakota, Cosmo, Dallas



BEDROOM



MOTION



BEDS



BEDROOM



SECTIONALS



BUNK BED

2090 S. Baker Ave.  
Ontario, CA 91761  
Web: [www.bellaesprit.com](http://www.bellaesprit.com)  
Email: [sales@bellaesprit.com](mailto:sales@bellaesprit.com)  
Tel: 562.693.2888 • Fax: 562.693.2889

#52556



# Denali #52556

The Denali bedroom set can complete any bedroom with its solid line construction juxtaposed with an elegantly channeled faux leather padded head board with touch LED lighting. Its canopy bed will become the centerpiece for any bedroom with its solid yet delicate form. Its pieces share the same design complemented with crystal embedded handles. Mattress box required.

- A. QUEEN** (52556Q) 63"W x 85"L x 78.5"H
- B. NIGHTSTAND** (52556NS) 21" x 15.5" x 23"H
- E. CHEST** (52556CH) 31" x 15.5" x 45"H
- FULL** (52556F) 56"W x 85"L x 78.5"H
- C. DRESSER** (52556DR) 56.8" x 15.5" x 34"H
- F. VANITY** (5314614) 48" x 20" x 30"H (Table)  
39.5" x 1" x 32.5"H (Mirror)  
28" x 15" x 18"H (Stool)
- TWIN** (52556T) 41"W x 85"L x 78.5"H
- D. MIRROR** (52556MR) 30" x 1" x 36"H

#52578



# Abrie #52578

The Abrie Canopy Bed set will add elegance to any bedroom with its button tufted head board. Finished with a unique dark neutral tone, it will match any bedroom's color palette while exuding a luxurious silhouette. Mattress box required.

- A. QUEEN** 63"W x 85"L x 78.5"H
- C. DRESSER** 56.8" x 15.5" x 36"H
- E. CHEST** 31" x 15.5" x 45"H
- B. NIGHTSTAND** 21" x 15.5" x 23"H
- D. MIRROR** 30" x 1" x 36"H

#52516-White



A

LED

E

D

B

C

#52512-Black



A

LED

E

D

B

C

F

# Pandora

Bed includes channeled faux leather (pu) padded head board with touch LED lighting, 4 slat support & support legs. Mirror details with crystal embedded handles. Drawers are center drawer glide & dovetailed. Mattress box required.

- A. QUEEN**  
63"W x 84"L x 56" - 16"H
- B. NIGHTSTAND**  
26" x 18" x 25"H
- C. DRESSER**  
58" x 18" x 36"H
- D. MIRROR**  
40" x 1.95" x 40"H

- E. CHEST**  
31" x 15.5" x 45.5"H
- F. VANITY TABLE**  
48" x 20" x 30"H
- VANITY MIRROR**  
39.5" x 1" x 32.5"H
- VANITY STOOL**  
28" x 15" x 18"H



#5314601

#52573-Grey



A

B

E

D

C

#52572-Black



A

B

E

D

C

# Delano

This collection features a velvet crystal button tufted headboard and footboard with matching case pieces. Wingback headboard creates a royal atmosphere in the bedroom.

**A. QUEEN**  
89"L x 65.5"H - 21"H(FB)

**E. KING**  
103"L x 65.5"H - 21"H(FB)

**B. NIGHTSTAND**  
26" x 18" x 25"H

**C. DRESSER**  
66" x 18" x 41"H

**D. MIRROR**  
38" x 1.5" x 44"H

**E. CHEST**  
40" x 19.5" x 48"H



#52431-Black



#52379-Silver

# Belisa

Crystal tufted velvet head board with touch LED lighting + 4 slat support & support legs. Metallic finishing and large crystal knobs on cases. Drawers are dovetailed and have center drawer glides for smooth movement. Mattress box required.

- A. QUEEN**  
63"W x 84.7"L x 51" - 16"H
- B. NIGHTSTAND**  
21" x 15.5" x 23"H
- C. DRESSER**  
57" x 15.5" x 34"H
- D. MIRROR**  
30" x 1" x 36"H

- E. CHEST**  
31" x 15.5" x 45.5"H
- F. VANITY TABLE**  
48" x 20" x 30"H
- VANITY MIRROR**  
39.5" x 1" x 32.5"H
- VANITY STOOL**  
28" x 15" x 18"H



#5314648

#52574



# Carter

Rustic bedroom set in a birch veneer + 4 slat support & support legs for all bed sizes. Weathered dark walnut finish with antique metal handles on cases. Drawers are dovetailed and have center drawer glides.

**A. QUEEN** (52574Q)  
64.5"W x 85"L x 56" - 22"H

**FULL** (52574F)  
58.5"W x 80"L x 56" - 22"H


**TWIN** (52574T)  
43"W x 80"L x 56" - 22"H

**B. NIGHTSTAND** (52453NS)  
26" x 18" x 25"H

**C. DRESSER** (52453DR)  
58" x 18" x 36"H

**D. MIRROR** (52453MR)  
40" x 1.95" x 40"H

**E. CHEST** (52453CH)  
32" x 18" x 52"H



#52570



# Bristol

Rustic bedroom set in a birch veneer with polylinen fabric and nail trim padded headboard. All bed sizes have 4 slats & support legs. Weathered grey finish with antique metal handles on cases. Drawers are dovetailed and have center drawer glides.

**A. QUEEN** (52570Q)  
64.5"W x 85"L x 56" - 22"H

**FULL** (52570F)  
58.5"W x 80"L x 56" - 22"H

**TWIN** (52570T)  
43"W x 80"L x 56" - 22"H

**C. DRESSER** (52450DR)  
58" x 18" x 36"H

**D. MIRROR** (52450MR)  
40" x 1.95" x 40"H

**E. CHEST** (52450CH)  
32" x 18" x 52"H

**B. NIGHTSTAND** (52450NS)  
26" x 18" x 25"H



#E52507-White



HIDDEN JEWELRY DRAWER IN DRESSER

#E52410-Black



# Aurora

Contemporary set in a wood veneer with metallic strip design has a special pop out jewelry drawer in the dresser. The bed has 4 slats & support legs and the handles are wood painted to match finish. The drawers are dovetailed and have center drawer glides. Mattress box required.

- A. QUEEN**  
63"W x 84"L x 50" - 15.5"H
- FULL**  
57"W x 79"L x 50" - 15.5"H
- TWIN**  
41"W x 79"L x 50" - 15.5"H
- B. NIGHTSTAND**  
22" x 16" x 24.8"H

- C. DRESSER**  
57.5" x 16" x 34"H
- D. MIRROR**  
34" x 1" x 38"H
- E. CHEST**  
30.9" x 16" x 49.5"H



HIDDEN JEWELRY DRAWER IN DRESSER



#E52522-White



# Adler #E52522

The Adler has a strong lined silhouette with white finish hue. Its bed has a 4 slat support & support legs for the bed. Drawers are center glides and dovetailed. The handles are matching painted wood handles. A mattress box is required.

- A. QUEEN** (E52522Q) 63.5"W x 84.8"L x 50" - 11"H
- B. NIGHTSTAND** (E52522NS) 22" x 16" x 23"H
- C. DRESSER** (E52522DR) 57.5" x 15.9" x 31.9"H
- D. MIRROR** (E52522MR) 33.6" x 0.7" x 36.2"H
- E. CHEST** (E52522CH) 28.9" x 16" x 48"H



#E52540-Grey

# Angel #E52540

The Angel has a strong lined silhouette with grey finish hue. Its bed has a 4 slat support & support legs for the bed. Drawers are center glides and dovetailed. The handles are matching painted wood handles. A mattress box is required.

- A. QUEEN** (E52540Q) 63.5"W x 84.8"L x 50" - 11"H
- B. NIGHTSTAND** (E52540NS) 22" x 16" x 23"H
- C. DRESSER** (E52540DR) 57.5" x 15.9" x 31.9"H
- D. MIRROR** (E52540MR) 33.6" x 0.7" x 36.2"H
- E. CHEST** (E52540CH) 28.9" x 16" x 48"H
- FULL** (E52540F) 57.3"W x 79.8"L x 50" - 11"H
- TWIN** (E52540T) 41.6"W x 79.8"L x 50" - 11"H

#52319-Cherry



A

E

D

C

B



#52318-Black



#52320-White



A

E

D

C

B

#52461-Charcoal

# Louis Philippe

The Louis Philippe is the piece for the room with traditional decor. Its shape was originally developed in the mid - 19th century when such pieces were formed to portray a glamorous yet simplistic construction. This piece will bring a needed elegance to any room looking for that special piece. Mattress box required.

**A. E.KING**

78"W x 91"L x 48" - 31"H

**QUEEN**

63"W x 91"L x 48" - 31"H

**FULL**

56"W x 86"L x 48" - 31"H

**TWIN**

41"W x 86"L x 48" - 31"H

**B. NIGHTSTAND**

22" x 16" x 23"H

**C. DRESSER**

57.75" x 16" x 32.5"H

**D. MIRROR**

36" x 1" x 40"H

**E. CHEST**

31" x 16" x 48"H





#4409701-Black



#4409731-Grey

# Evangeline

This velvet button tufted upholstered platform bed was luxuriously crafted to become the centerpiece to any bedroom looking for uniqueness and versatility. The Evangeline features three storage compartments within the surrounding benches. Its soft touch is reinforced with a sturdy foundation for increased support.

**E.KING**  
102.5"W x 99"L x 60" - 15.25"H

**QUEEN**  
86.5"W x 99"L x 60" - 15.25"H



#4409901-Black (PU)



#4409831-Grey (Woven)

# Alba


A contemporary inspired design, this horizontal paneled piece can ease into countless rooms with its soft lines and neutral colors. This style can compliment any room decor with its unique and simplistic form upholstered in faux leather or woven fabric. A mattress box is required.

**E.KING**  
77.5"W x 75"L x 48.5" - 12"H

**FULL**  
55.5"W x 75"L x 48.5" - 12"H

**QUEEN**  
61.5"W x 75"L x 48.5" - 12"H

**TWIN**  
41.5"W x 75"L x 48.5" - 12"H



#44096

# London

The London platform bed was designed to fit into any room decor with ease through its subtle structure. Its metal construction makes for a solid piece that will add style to any space.

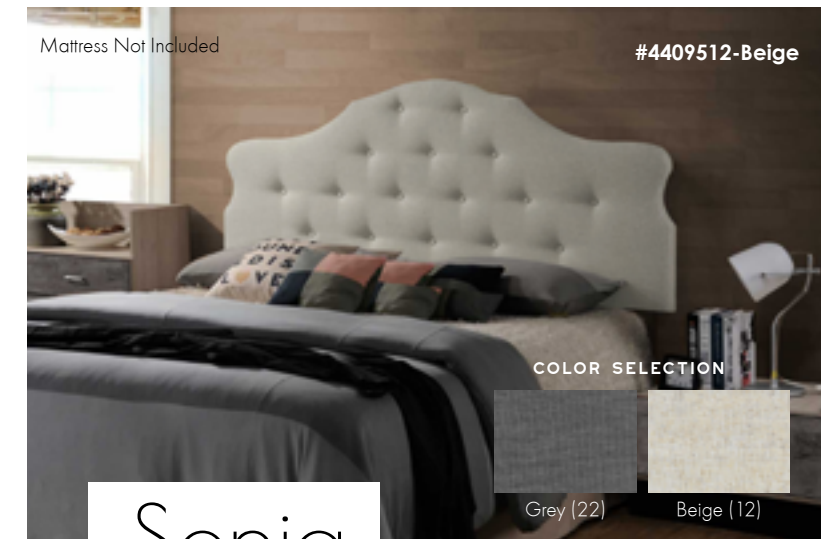


**E.KING**  
75.5"W x 79.5"L x 14"H

**FULL**  
53.5"W x 74.5"L x 14"H

**QUEEN**  
59.5"W x 79.5"L x 14"H

**TWIN**  
38"W x 74.5"L x 14"H



#4409512-Beige

COLOR SELECTION

Grey (22)


Beige (12)

# Sonia

The Cardi (#44094) and Sonia (#44095) headboards will add style to any bedroom with its adjustable height and elegant designs. Whether choosing the soft delicate lines of the Sonia or the solid of the Cardi, each offer a unique form that will suit any bedroom.

**E.KING** (44095)  
84.5" x 47" ~ 62"H

**QUEEN** (44095)  
65.5" x 47" ~ 62"H



#4409401-Black

COLOR SELECTION

Brown (02)

Black (01)

# Cardi

**E.KING** (44094)  
84.5" x 47" ~ 62"H

**TWIN** (44094)  
65.5" x 47" ~ 62"H

**FULL** (44094)  
56.25" x 38.25" ~ 53.25"H

**TWIN** (44094)  
39.25" x 38.25" ~ 53.25"H

**FEATURES**  
Adjustable Height  
Faux Leather (Cardi)  
Woven Fabric (Sonia)  
Foam Cushioning  
Button Tufted (Sonia)

#8124822-Stone



# Union #8124822

The Union Modular Sectional embodies a contemporary elegant piece that can adapt with any space. Its sophisticated design combines comfort through its soft foam tufted cushioning and style with its solid line construction. Able to accommodate any room, its ottoman also adds to this piece's versatility making it able to unite any layout. Escape the confines of defined sizes by choosing the pieces that best suits the space.

**ARMLESS CHAIR** (8124822-1S)  
29.9" x 34.5" x 30.7"H

**CORNER CHAIR** (8124822-AB)  
34.5" x 34.5" x 30.7"H

**OTTOMAN** (8124822-OT)  
35.8" x 33.5" x 17.7"H



#8124822-AB



#8124822-1S



#8124822-OT



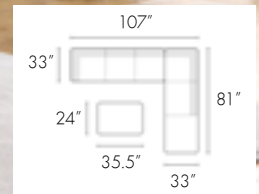
#8121422-ABOT



#8121463-ABOT



#8121027-ABOT



# Emerson

This reversible sectional with storage ottoman will add style to any living room. Upholstered in soft velvet with nail heads, the Emerson's style is complemented by its comfort with foam filling and web suspension.

**REVERSIBLE ARM SOFA**  
74" x 33" x 35"H

**STORAGE OTTOMAN**  
35.5" x 24" x 18.5"H

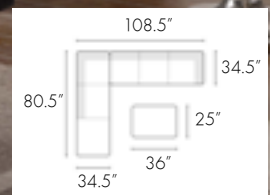
**REVERSIBLE CHAISE**  
81" x 33" x 35"H



#8097822-A/B/OT



WOVEN FABRIC



# Nero #8097822

Upholstered in woven fabric with nailhead trim, the Nero corner sectional makes for an inviting piece to any room decor. Its sectional and storage ottoman are crafted sturdy with its frame of solid and manufactured wood.

**REVERSIBLE ARM SOFA**  
74" x 34.5" x 34.5"H

**STORAGE OTTOMAN**  
36" x 25" x 19"H

**SOFA CHAISE**  
80.5" x 34.5" x 34.5"H



#8119201-Black



#8119205-Blue



#8119215-Grey

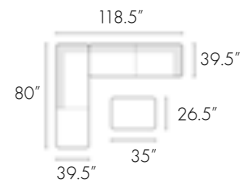
# Derby #81192

Whether looking for the perfect piece to host large gatherings or that special centerpiece, the Derby can offer that and more through comfort and style. Upholstered in soft velvet with nailhead arms, this piece exudes an inviting look to any room decor. Its form is crafted sturdy with its frame of solid and manufactured wood. The Derby also offers a storage ottoman of the same design.

**REVERSIBLE ARM SOFA**  
79" x 39" x 36.5"H

**SOFA CHAISE**  
80" x 39.5" x 36.5"H

**STORAGE OTTOMAN**  
35" x 26.5" x 19"H



#8070510-Chocolate



#8070545-Stone

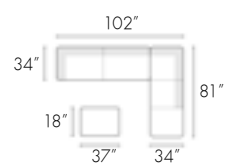
# Rena #80705

Crafted for comfort by design, the Rena reversible corner sectional is built to be the centerpiece of any living room. Upholstered in woven fabric with foam filling, this piece comes with a matching storage ottoman for remotes and other accessories. Its warm and neutral tones will complement any decor.

**REVERSIBLE ARM SOFA**  
68" x 34" x 35"H

**SOFA CHAISE**  
81" x 34" x 35"H

**STORAGE OTTOMAN**  
37" x 18" x 25.5"H



#8118611-Espresso



#8118601-Black



#8118615-Grey



# Maxwell #81186

The Maxwell Reclining Sectional with LED lighting reclines on both ends of the piece coming with a center storage console with two cup holders. Upholstered in faux leather and supported by web suspensions, this piece will exude comfort and style into any living area. Its neutral hues make it ideal for any room decor. Its sturdy structure is formed from a solid and manufactured wood frame and metal leg base.

**RAF W/CONSOLE & RECLINER**  
73.5" x 37.5" x 39"H

**LAF W/RECLINER**  
64" x 37.75" x 39"H

**WEDGE**  
59" x 37.75" x 39.75"H

**FEATURES**  
Faux Leather  
Symmetrical Sectional  
Manual Lever  
Console  
LED Lighting





#8078601-Black



#8078611-Espresso

# Maxwell #80786

The Maxwell reclining design is utilized in three pieces modeled from a classic silhouette to offer both comfort and function. Using manual lever for 2 positions of recline, its cushioning is supported by web suspension and metal leg base. Whether hosting large gatherings or looking for that right piece for the living room, these can ease into any room decor with its faux leather upholstery. Built with solid and manufactured wood frame, the Maxwell design exudes stability and comfort that will be a welcomed addition into any living area.

- A. DBL RECLINING SOFA**  
82" x 38" x 39"H
- B. DBL RECLINING LOVE**  
56" x 38" x 39"H
- C. SINGLE RECLINER**  
37.5" x 38" x 39"H

**FEATURES**  
Faux Leather  
Console (Sofa)  
Manual Lever  
2-Position Recline  
Metal legs  
Web Suspension  
Synthetic Fiber



#812181 - Espresso



#812180 - Black

# Montclair #81218

The Montclair recliner set will make the living room the place to be whether sitting down to watch the game or looking for a space to relax. This manual lever motion gives a smooth recline with two positions to give that feeling of weightlessness. Its soft foam stuffing is encased in rich faux leather and supported by coil springs. Its frame of solid and manufactured wood with metal creates a sturdy structure for added support.

- A. DBL RECLINING SOFA**  
83" x 39" x 38"H
- B. DBL RECLINING LOVE**  
60" x 39" x 38"H
- C. SINGLE RECLINER**  
40" x 39" x 38"H

**FEATURES**  
Faux Leather  
2-Position Recline  
Manual Lever  
Metal Frame  
Coil Spring  
Foam Stuffing



4774014-1(24") (2/bx)



4774067(24") (2/bx)

# Devon

This backless counter height stool design will enhance any room with its hues of natural or neutral legs. Able to swivel 360 degrees, this piece makes maneuvering in confined spaces a simple task and can fit snug under the counter. Its features are matched only by its style with its woven fabric upholstered seats and curved legs composed of solid and manufactured wood.

**A. WHITE/BEIGE SEAT (WOVEN FABRIC)**  
16" x 16" x 24"H

**B. SAND/GREY SEAT (WOVEN FABRIC)**  
16" x 16" x 24"H



#4770514(24"H)/#4770614(29"H)



#4770531(24")/#4770631(29"H) (2/bx)



#4771181(24"H)/ #4771281(#29) (2/bx)

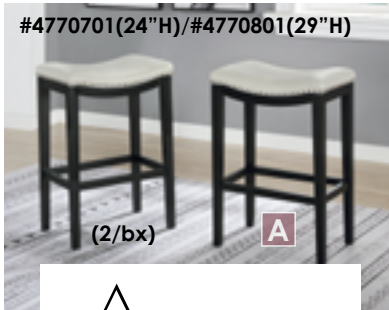
# Kaley

The Kaley is the perfect piece for the kitchen island, breakfast nook, or that space in need of that special piece. Coming in two heights, this stool comes upholstered in rich faux leather or soft velvet lined with nailhead trim. Its solid construction of solid and manufactured wood will make it a lasting piece.

**A. BLACK/IVORY CUSHION (PU)**  
14.25"D x 20.5"W x 24"H  
14.25"D x 20.5"W x 29"H

**B. WHITE/GREY CUSHION (PU)**  
14.25"D x 20.5"W x 24"H  
14.25"D x 20.5"W x 29"H

**C. GREY/GREY CUSHION (VELVET)**  
14.25"D x 20.5"W x 24"H  
14.25"D x 20.5"W x 29"H



#4770701(24"H)/#4770801(29"H)

(2/bx)



#4770775(24"H)/#4770875(29"H)

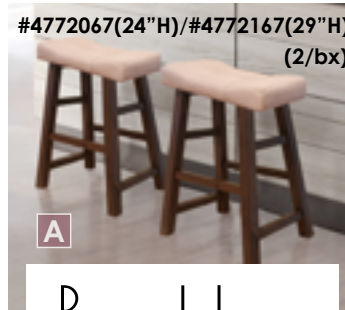
(2/bx)

# Aaron

The Aaron saddle stool will fit perfectly into any space. This piece comes wrapped in faux leather, studded with nailhead trim, and padded with foam filling for comfort.

**A. BLACK + IVORY SEAT (PU)**  
12.5" D x 19" W x 24"H  
12.5" D x 19" W x 29"H

**B. JAVA + BLACK SEAT (PU)**  
12.5" D x 19" W x 24"H  
12.5" D x 19" W x 29"H



#4772067(24"H)/#4772167(29"H)

(2/bx)

# Barkley

Coming in woven fabric or faux leather, the Barkley embodies a natural feel with its wood finish legs and its solid form and neutral hues.



#47658(24"H)/#47659(29"H)

(2/bx)

**A. JAVA/BEIGE SEAT (WOVEN)**  
21.25" D x 14.5" W x 24"H  
21.25" D x 14.5" W x 29"H

**B. BROWN/ BLACK SEAT (PU)**  
21.25" D x 14.5" W x 24"H  
21.25" D x 14.5" W x 29"H

2022



KIDS CATALOG



BEDS



TRIPLE BUNKS



BUNK BEDS



LOFT BEDS



BEDROOM SETS

#52574



# Carter

This rustic bedroom set is composed of birch veneer in a weathered dark walnut finish with antique metal handles on cases. Its warm rich tone will brighten any room decor with its natural ambience. All bed sizes come with 4 slats for support. Drawers are dovetailed and have center drawer glides.

**A. FULL** (52574F)  
58.5"W x 80"L x 3" x 56" - 22"H

**TWIN** (52574T)  
43"W x 80"L x 3" x 56" - 22"H

**B. NIGHTSTAND** (52453DR)  
26" x 18" x 25"H

**C. DRESSER** (52453DR)  
58" x 18" x 36"H

**D. MIRROR** (52453MR)  
40" x 1.95" x 40"H

**E. CHEST** (52453CH)  
30" x 18" x 51"H

#52570



# Bristol

This design is constructed from birch veneer with polylinen fabric and nail trim padded headboard. Weathered in a grey finish complemented with antique metal handles, its cool hue will add comfort and style. All bed sizes come with 4 slats for support. Drawers are dovetailed and have center drawer glides.

**A. FULL** (52570F)  
58.5"W x 80"L x 3" x 56" - 22"H

**TWIN** (52570T)  
43"W x 80"L x 3" x 56" - 22"H

**B. NIGHTSTAND** (52450NS)  
26" x 18" x 25"H

**C. DRESSER** (52450DR)  
58" x 18" x 36"H

**D. MIRROR** (52450MR)  
40" x 1.95" x 40"H

**E. CHEST** (52450CH)  
30" x 18" x 51"H

#E52507-White



HIDDEN JEWELRY DRAWER IN DRESSER

#E52410-Black



# Aurora

Contemporary set in a wood veneer with metallic strip design has a special pop out jewelry drawer in the dresser. The bed has 4 slats & support legs and the handles are wood painted to match finish. The drawers are dovetailed and have center drawer glides. Mattress box required.

- A. QUEEN**  
63"W x 84"L x 50" - 15.5"H
- FULL**  
57"W x 79"L x 50" - 15.5"H
- TWIN**  
41"W x 79"L x 50" - 15.5"H
- B. NIGHTSTAND**  
22" x 16" x 24.8"H

- C. DRESSER**  
57.5" x 16" x 34"H
- D. MIRROR**  
34" x 1" x 38"H
- E. CHEST**  
30.9" x 16" x 49.5"H



HIDDEN JEWELRY DRAWER IN DRESSER

#E52541 - White



# Angel

This set has a white finish with 4 slat support & support legs in the bed. Drawers are center glides and dovetailed. The handles are matching painted wood handles. A mattress box is required.

**A. FULL** (E52541F)  
57.3W" x 80"L x 50" - 11"H


**TWIN** (E52541T)  
41"W x 80"L x 50" - 11"H

**B. NIGHTSTAND** (E52522NS)  
22" x 16" x 23"H

**B. DRESSER** (E52522DR)  
57.5" x 16" x 31.9"H

**C. MIRROR** (E52522MR)  
33.6" x 0.7" x 36.2"H

**D. CHEST** (E52522CH)  
28.9" x 16" x 48"H



#E52540 - Grey



# Angel

This piece has a grey finish with 4 slat support & support legs in the bed. Drawers are center glides and dovetailed. The handles are matching painted wood handles. A mattress box is required.

**A. FULL** (E52540F)  
56.7"W x 80"L x 50" - 11"H

**TWIN** (E52540T)  
41"W x 80"L x 50" - 11"H

**B. NIGHTSTAND** (E52540NS)  
22" x 16" x 23"H

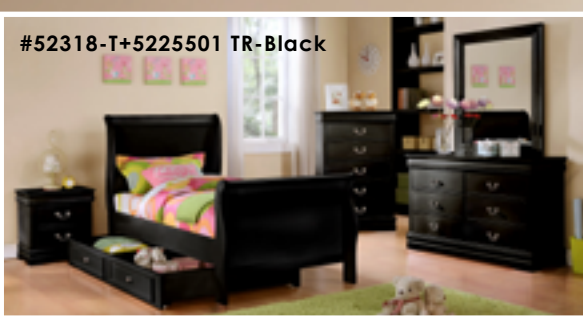
**C. DRESSER** (E52540DR)  
57.5" x 16" x 31.9"H

**D. MIRROR** (E52540MR)  
33.6" x 0.7" x 36.2"H

**E. CHEST** (E52540CH)  
28.9" x 16" x 48"H



#52318-T+5225501 TR-Black



#52319-T + 5225507 TR-Cherry




# Louis Philippe

The Louis Philippe is the piece for the room with traditional decor. Its shape was originally developed in the mid - 19th century when such pieces were formed to portray a glamorous yet simplistic construction. This piece will bring a needed elegance to any room looking for that special piece. Mattress box required.

- A. TWIN**  
41"W x 86"L x 48" - 31"H
- FULL**  
56"W x 86"L x 48" - 31"H
- B. NIGHTSTAND**  
22" x 16" x 23"H
- C. DRESSER**  
57.75" x 16" x 32.5"H
- D. MIRROR**  
36" x 1" x 40"H
- E. CHEST**  
31" x 16" x 48"H
- F. TRUNDLE (#52255)**  
72.5" x 41.25" x 8.25"H



#4554114-White



Separates into 2 Beds

# Swift #E45541

The Swift bedroom pieces will complete any room with its storage staircase, nightstand, clip-on shelf, chest, and bunk bed. Able to separate into two beds, this set will find a place in any living area through its style and versatile features. Coming in three colors, its natural and neutral tones will bring needed warmth into any room.

- A. TWIN OVER TWIN** (E45541AB)  
42" x 79.5" x 62"H
- B. CLIP-ON SHELF** (E45541CS)  
29" x 8" x 5.5"H
- C. STAIRCASE** (E45541SC)  
20" x 41" x 62"H
- D. NIGHTSTAND** (E45541NS)  
22" x 16" x 23"H
- E. CHEST** (E45541CH)  
29" x 16" x 48"H



#E4554175-Java



#E4554187-Driftwood

**ADD-ONS**  
**STORAGE STAIRCASE** (#E45541)  
 4 Step Storage Staircase  
 20" x 41" x 62"H



White (14)



Grey (31)



Java (75)



Driftwood (87)

#E4552831-AB-Grey



Separates into 2 Beds

#E4552823-AB-Pink



#E4552814-AB-White



# Easton #E45528

Envision the bedroom without the confines of limited options with the Easton. Using a touch of traditional design, this piece will allow any room to explore possibilities that other bunk beds do not offer. Save space through the bunk bed or create a unique room layout with two individual beds that are complemented with horizontal wood panel headboards. Its classic color choices will allow it to match any room decor. The Easton will be a welcomed addition to any bedroom.

**TWIN OVER TWIN**  
42.25" x 80.5" x 63.25"H

**FEATURES**  
Separates into 2 Beds,  
13/13 Rolled Slats  
for Safety

**ADD-ONS**

**2-DRAWER SET (#45225)**  
Set of 2 Under Drawers on Rollers  
37.75" x 16.5" x 8.25"H (each)



Available in All Easton Colors

**ADD-ONS**

**TRUNDLE/STORAGE DRAWER (#45231)**  
Trundle/Drawer Convertible (uses no more than 6" Mattress)  
75" x 40" x 11"H



On Rollers


(Mattress sold separately)



26 Slats Included (13/13)



#E4554531 - Grey



#E4554575 - Java




#E4554514 - White

# Parker #E45545

Whether learning from home or looking to save space, the Parker Loft Bunk Bed is the ideal piece for those in need of a quiet space for studies. Its four shelves will also increase the storage space for any room and its desk provides a unique workspace for the busy student. This versatile piece will fit into any room with coming in three colors.

**TWIN LOFT**  
41.3" x 79.5" x 71"H

**FEATURES**  
4 Storage Shelves,  
Desk Shelf  
13 Rolled Slats for Safety





# Paloma #E45495

When looking for a unique bunk bed that offers more than the traditional style, the Paloma has a twin top bunk and full bottom with a slanted ladder making for an easy climb. Perfect for the shared room or visiting guest, the versatility of its size accommodates individuals of various ages. Its size allows space for add-ons for the room looking to expand the number of beds or needed storage.

**TWIN OVER FULL**  
41.5" - 57.5" x 80.5" x 70.25"H

**FEATURES**  
Slot Kit Included,  
Separates into 2 Beds

**ADD-ONS**

**TRUNDLE/STORAGE DRAWER (#45231)**

Trundle/Drawer Convertible (uses no more than 6" Mattress)  
75" x 40" x 11"H



(75) Java Shown

(Mattress sold separately)

**ADD-ONS**

**2-DRAWER SET (#45225)**

Set of 2 Under Drawers on Rollers  
37.75" x 16.5" x 8.25"H (each)




(76) Walnut Shown

Drawers on Rollers



**COLOR SELECTION**



#E4549573-ABC+4522573-Charcoal

#E4549575-ABC+4523175-Java



#E4549514-ABC



#E4549531-ABC





# Paloma #45207

The Paloma Full over Full Bunk Bed makes for a unique piece with its wide structure and ability to separate into two full size beds. Its size is complemented with its strong lasting structure that will ensure its longevity. This piece is perfect for those looking for more than the traditional twin sized bunk or the versatility with individual beds. Its size increases its use for the growing family for years to come.

**FULL OVER FULL**  
58.5" x 80.25" x 68.75"H

**FEATURES**  
Separates into 2 Beds, Gloss Finish,  
13/13 Rolled Slats for Safety

— ADD-ONS —

**TRUNDLE/STORAGE DRAWER (#45223)**

Trundle/Drawer Convertible (uses no more than 8" Mattress) 75" x 40" x 11"H




Charcoal: #4522373 • White: #4522314 • Java/Espresso: #4522375

**COLOR SELECTION**



Charcoal (73)



White (14)



Java/Espresso (75)



#4520775+Slat FF  
+4522375-Java



#4520773+Slat FF  
+4522373-Charcoal



#E4517914-White



#E4517973-Charcoal



#E4517975-Java

# Arthur #E45179


The Arthur Twin over Twin Bunk Bed with 3 Drawers and Trundle is a piece that will allow for quick and easy access to toys, blankets, pajamas, or an extra bed. The Arthur can fit into any room's decor with its classic neutral color and its added functions will make it a valued piece for the home.

**TWIN OVER TWIN**  
58.6"W x 80.25"L x 72.5"H

**TRUNDLE**  
40"W x 75"L x 9"H

**DRAWERS INTERIOR**  
17.5"W x 13"D x 6"H

**FEATURES**  
Trundle, 3 Drawers,  
Separates into 2 Beds,  
13/13 Rolled Slats for Safety



#E4541131-Rustic Grey

# Benny #E45411

This bed comes from a highly durable solid wood in a slatted headboard and footboard design with trundle and three drawers. This piece offers the versatility of added storage and a spare bed for the occasional visitor. The three drawers fit seamlessly into the trundle platform that can be used for clothing, blankets, toys, and much more.



#E4541114-White



#E4541175-Java/Esspresso

**TWIN CAPTAIN**  
42"W x 80"L x 37"H

**FEATURES**  
Slat Kit Included, Trundle, 3 Drawers

#4549955




Separates into 2 Beds

# Dana #45499

The Dana will beautify any room with its traditionally inspired design. Its slatted style head board adds to its playful shape that will fit into any child's room decor. Perfect for the shared room or visiting guest, its size accommodates a 2 drawer set for extra storage. Its slanted ladder will make for an easier climb.


**TWIN OVER TWIN**  
42.5" x 81.25" x 62.5"H

**FEATURES**  
Separates into 2 Beds,  
13/13 Rolled Slats for Safety



**ADD-ONS**

**2-DRAWER SET (#45225)**  
Set of 2 Under Drawers on Rollers  
37.75" x 16.5" x 8.25"H (each)



Drawers on Rollers

**COLOR SELECTION**



Rustic Grey  
(31)



Sea Foam  
(55)



White  
(14)



Pink  
(23)







Separates into 2 Beds

#4549931-Grey



#4549923-Pink



#4549908-Oak



#4549975-Java

#4549907-Cherry

#4549973+4523173-Charcoal



# Dana #45499

When looking for a unique bunk bed that offers more, the Dana has a twin over twin traditional design with a slanted ladder making for an easy climb. Perfect for the shared room or visiting guest, its size accommodates a 2 drawer set for extra storage.

**TWIN OVER TWIN**  
42.5" x 81.25" x 62.5"H

**FEATURES**  
Separates into 2 Beds,  
Wood Stain Finish,  
13/13 Rolled Slats for Safety


**ADD-ONS**

**2-DRAWER SET (#45225)**  
Set of 2 Under Drawers on Rollers  
37.75" x 16.5" x 8.25"H (each)

#4549907-Cherry



Separates into 2 Beds



(08) Oak


**2-DRAWER SET COLOR SELECTION**



Grey (31) Chestnut (14) White (14) Java (75) Cherry (07) Oak (08) Charcoal(73)



#E4554339 - Chestnut



Separates into 2 Beds



#E4554314 - White




#E4554331 - Grey

# Juno #E45543

The Juno offers a traditional design with warm and neutral hues to match any room decor. Its features allow for a bunk bed or separation into two beds. Its sleek form makes for a stylish approach to the traditional bed.

**TWIN OVER TWIN**  
42.5" x 81.25" x 62.5" H

**FEATURES**  
Separates into 2 Beds,  
13/13 Rolled Slats for Safety



**ADD-ONS**

**TRUNDLE/STORAGE DRAWER (#45231)**

Trundle/Drawer Convertible (uses no more than 6" Mattress)  
75" x 40" x 11" H

(31) Grey Shown

(Mattress sold separately)

Trundle on Rollers



**TRUNDLE COLOR SELECTION**



Grey (31) Chestnut (39) White (14) Java (75) Cherry (07) Oak (08) Charcoal(73)



Separates into 2 Beds

#E4554331 - Grey



#E4554439-Walnut



#E4554431-Grey




#E4554414-White

# Juno #E45544

The Juno Twin over Full Bunk Bed is a unique piece for any child's room with its traditional style mixed with a natural color scheme. This piece will give the extra needed space for the daily activities that comes with multiple siblings or the necessary room for multiple furniture pieces. The Juno can match numerous rooms' decor with its traditional yet rustic feel.

**TWIN OVER FULL**  
42.5" - 57.5" x 81" x 66.75"H

**FEATURES**  
Separates into 2 Beds,  
13/13 Rolled Slats for Safety



**ADD-ONS**

**2-DRAWER SET (#45225)**  
Set of 2 Under Drawers on Rollers  
37.75" x 16.5" x 8.25"H (each)



(14) White

**2-DRAWER SET COLOR SELECTION**



Grey (31) Walnut (76) White (14) Java (75) Oak (08)



#E4549675+4522575-Java



#E4549631-Grey



#E4549614+4522514-White

w/ Drawers



#E4549608+4523108-Oak


w/ Trundle

# Dakota #E45496

The Dakota Twin over Full Bunk Bed is a unique bunk bed that offers more than the traditional style with its twin top and full bottom. Its slanted ladder makes for an easy climb to the top. Ideal for the shared room or visiting guest, the versatility of its size will assist households of multiple ages. Its design allows space for additional features through the 2 drawer set or trundle convertible. Its add-on options will allow any room to expand that needed storage space or find a space for the third bed.


**TWIN OVER FULL**  
42.5" - 57.5" x 81" x 66.75" H

**FEATURES**  
Separates into 2 Beds,  
13/13 Rolled Slats for Safety



**ADD-ONS**

**TRUNDLE/STORAGE DRAWER (#45231)**  
Trundle/Drawer Convertible (uses no more than 6" Mattress)  
75" x 40" x 11" H



(Mattress sold separately)



(08) Oak

**TRUNDLE COLOR SELECTION**



Grey (31) Walnut (76) White (14) Java (75) Oak (08)



#E4519214-White



#E4519275- Espresso



#E4519231- Rustic Grey

# Dakota #E45192

The Dakota staircase bunk bed will increase the possibilities for any room with its numerous features. Utilize its storage through its storage steps and dual drawers to help make cleanup an easy task. It can accommodate the household with varying ages with its twin over full design.

**TWIN OVER FULL**  
42.5" - 59"W x 98"L x 65"H

**FEATURES**  
Separates into 2 Beds,  
Reversible Staircase,  
Storage in Steps,  
2 Storage Drawers

13/13 Rolled Slats  
for Safety



#4516531-Rustic Grey



#4516514-White




#4516575-Java

# Cosmo #45165

The Cosmo will save on space and increase any bedroom's storage capacity. Reduce clutter, store toys, or find a space for bedding with its reversible storage staircase. Its trundle will also allow room for the occasional visitor or increase the amount of beds for any room.

**TWIN OVER TWIN**  
43.5"W x 97"L x 62.5"H

**FEATURES**  
Reversible Staircase,  
Storage in Steps,  
Twin Size Trundle,  
13/13 Rolled Slats for Safety



#E4539476-ABC-Walnut



#E4539473-ABC-Charcoal



#E4539414-ABC-White



#E4539475-ABC-Java

# Dallas #E45394

With having a large family or triplets, the Dallas Triple Bunk Bed is the ideal piece to meet those needs. It will allow a bunk for all while saving necessary space for a growing family. With a sleek and minimal structure, it will fit into any room decor while saving space that multiple beds cannot offer.

**TWIN TRIPLE BUNK**  
45"W x 79.5"L x 76.75"H

**FEATURES**  
Dual Attached Ladders,  
Transitional Style,  
13/13/13 Rolled Slats for Safety



COLORS



A

#4501



COLORS



B

#4502

# Metal Bunk Beds

These metal beds will accommodate any room with their minimal structure and neutral tones. Coming in black or white, they will ease into any room's decor and save on space with coming in twin over twin or twin over full design.

**A. TWIN OVER TWIN**  
77.75" x 42.5" x 60"H

**B. TWIN OVER FULL**  
78" x 42" - 55.5" x 60"H

